





## Finger Puppets


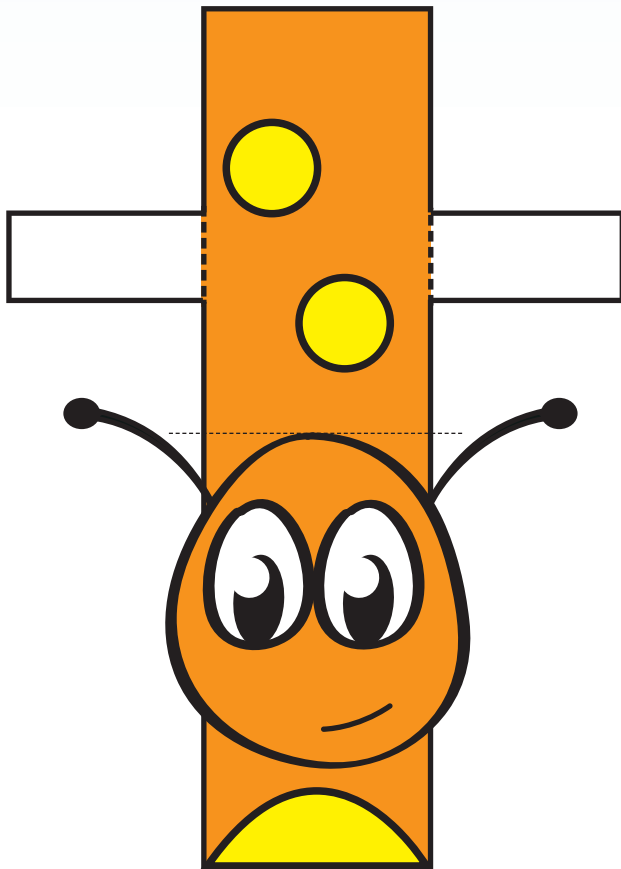
1. Cut out the template with your scissors along the bold lines.
2. Fold the puppet along the dotted lines to form the front/back of the puppet.
3. Fold and tape (or glue) the tabs to the back to complete the form of the puppet.





## Finger Puppets



1. Cut out the template with your scissors along the bold lines.
2. Fold the puppet along the dotted lines to form the front/back of the puppet.
3. Fold and tape (or glue) the tabs to the back to complete the form of the puppet.





## Finger Puppets



1. Cut out the template with your scissors along the bold lines.
2. Fold the puppet along the dotted lines to form the front/back of the puppet.
3. Fold and tape (or glue) the tabs to the back to complete the form of the puppet.





## Finger Puppets



1. Cut out the template with your scissors along the bold lines.
2. Fold the puppet along the dotted lines to form the front/back of the puppet.
3. Fold and tape (or glue) the tabs to the back to complete the form of the puppet.





## Finger Puppets


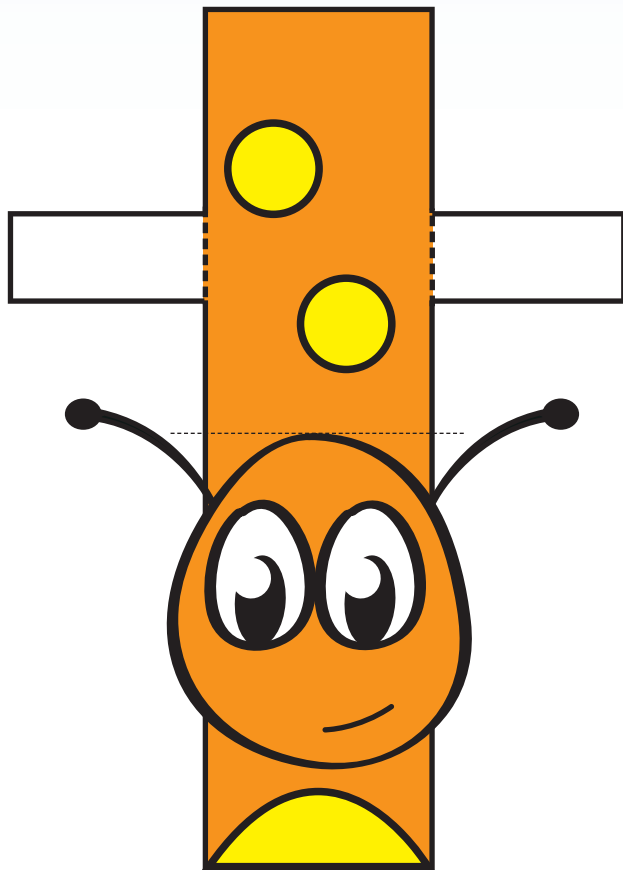
1. Cut out the template with your scissors along the bold lines.
2. Fold the puppet along the dotted lines to form the front/back of the puppet.
3. Fold and tape (or glue) the tabs to the back to complete the form of the puppet.





## Finger Puppets



1. Cut out the template with your scissors along the bold lines.
2. Fold the puppet along the dotted lines to form the front/back of the puppet.
3. Fold and tape (or glue) the tabs to the back to complete the form of the puppet.





## Finger Puppets



1. Cut out the template with your scissors along the bold lines.
2. Fold the puppet along the dotted lines to form the front/back of the puppet.
3. Fold and tape (or glue) the tabs to the back to complete the form of the puppet.





## Finger Puppets

1. Cut out the template with your scissors along the bold lines.
2. Fold the puppet along the dotted lines to form the front/back of the puppet.
3. Fold and tape (or glue) the tabs to the back to complete the form of the puppet.









## Finger Puppets

1. Cut out the template with your scissors along the bold lines.
2. Fold the puppet along the dotted lines to form the front/back of the puppet.
3. Fold and tape (or glue) the tabs to the back to complete the form of the puppet.





## Finger Puppets

1. Cut out the template with your scissors along the bold lines.
2. Fold the puppet along the dotted lines to form the front/back of the puppet.
3. Fold and tape (or glue) the tabs to the back to complete the form of the puppet.

